

2017

2017-043

2017 08

ZHU WEI()

()

1

2

PLC

3

4

5

2008

2011

2014

GR201433001132

2014

10 27 2017 10 26

2017

.....	2
.....	7
.....	10
.....	12
.....	23
.....	32
.....	37
.....	38
.....	39
.....	40
.....	104

/ /		
		Broadex Technologies Inc.
Kaiam		Kaiam Corporation
PLC		

			300548
			Broadex Technologies Co., Ltd.
			BROADEX
			ZHU WEI()

	306	306
	0573-82585880	0573-82585880
	0573-82585881	0573-82585881
	stock@broadex-tech.com	stock@broadex-tech.com

1

2016

2

2016

3

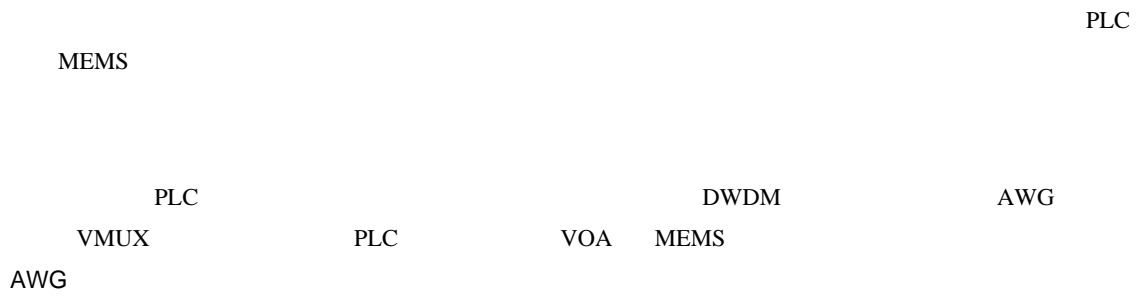
	2011 12 29	1 207	330400400008567	330401751914583	75191458-3
	2017 01 09	306	913300007519145 83X	/	/
	2017 01 17				
	2017-003				

4

	183,391,251.89	150,594,537.53	21.78%
	42,014,813.17	32,001,889.65	31.29%
	35,226,800.59	30,668,990.54	14.86%
	-19,147,961.49	26,590,514.78	-172.01%
/	0.51	0.52	-1.92%
/	0.51	0.52	-1.92%
	7.33%	10.20%	-2.87%
	656,725,383.16	632,075,208.52	3.90%
	580,265,399.63	554,791,076.16	4.59%

1

2



	38.88	100%
	10,139.47	56.61%
	851.35	43.48%
	3,174.26	31.34%
	112.12	78.40%
	99.57	110.91%
	2,934.17	41.24%
	262.05	57.86%

2

KAIAM		5,348						9.22%

	429,429.58	-483,333.74	188.85%	
	7,684,872.51	5,216,388.10	47.32%	
	10,692,725.60	7,906,754.70	35.24%	
	-19,147,961.49	26,590,514.78	-172.01%	
	-64,984,075.46	-2,569,969.58	2,428.59%	
	-16,534,000.00	-12,600,000.00	31.22%	
	-100,786,644.70	11,802,906.73	-953.91%	

10%

	104,613,604.06	68,817,471.13	34.22%	-21.78%	-16.24%	-4.35%
	78,777,647.83	47,909,518.01	39.18%	367.50%	311.89%	8.21%
	81,874,215.23	58,308,604.15	28.78%	-24.70%	-17.34%	-6.34%
	101,517,036.66	58,418,384.99	42.45%	142.49%	151.22%	-2.00%

--	--	--	--	--

	2,275,853.39	4.58%	100%	
		0.00%		
	2,360,401.94	4.75%	4.67%	
	5,930,317.21	11.93%	28.02%	
	218,355.84	0.44%	69.17%	

2

3

486,473.78

1

34,457,500.00	0.00	100.00%

2



	--	--	53,480, 110.00	--	--	--	--	--	0.00	0.00	--	--	--

3**4**

	()	(1)	(2)	(3) (2)/(1)						
		9,962.4	9,962.4	821.95	7,215.93	72.43%	2018 09 30	791.84	3,085.41	
MEMS		3,138.6	3,138.6	0	687.05	21.89%	2018 09 30	0.24	-35.77	
		4,792.6	4,792.6	733.73	1,315.96	27.46%	2018			

24

1,808.13 1,808.13

	2016 10 28
	2016 10 31
	7,750.83 ()
	(2016
	7913)


3

6

1

--	--	--	--	--	--	--	--	--	--	--	--	--	--

2016 2017
11 09 02 09



--	--	--	--	--	--	--	--	--	--	--	--	--	--

0		0	23.29	0
0		0	33.27	0
0		0	25.87	0
28,500	--	0		0
				0

3

1

2

2017 1-9

1

3

4

5

2008

GR201433001132

2011

2014

2014 10 27 2017

10 26



RONGZHI(

)



			12	2016 09 22		=
			25%			

			36	2016 09 22		
				2016 09 22		

	ZHU WEI() XIE PING PETER()			2016 09 22		

“

”

2016 10 18 2016 0107 113							
5 A F 0446229							
1 5 A F 0446229							

1

2

3

4

5

1

1

2

3

1 1658 6C 65.71

2

“ ” “ ” “ ”

10%

10%

2


3

1

2

1

	62,000,000	75.00%	0	0	0	0	0	62,000,000	75.00%
1	0	0.00%	0	0	0	0	0	0	0.00%
2	0	0.00%	0	0	0	0	0	0	0.00%
3	39,500,000	47.78%	0	0	0	0	39,500,000	47.78%	
	32,070,000	38.79%	0	0	0	0	32,070,000	38.79%	
	7,430,000	8.99%	0	0	0	0	7,430,000	8.99%	
4	22,500,000	27.22%	0	0	0	0	22,500,000	27.22%	
	2,100,000	2.54%	0	0	0	0	2,100,000	2.54%	
	20,400,000	24.68%	0	0	0	0	20,400,000	24.68%	
	20,670,000	25.00%	0	0	0	0	20,670,000	25.00%	
1	20,670,000	25.00%	0	0	0	0	20,670,000	25.00%	
2	0	0.00%	0	0	0	0	0	0.00%	
3	0	0.00%	0	0	0	0	0	0.00%	
4	0	0.00%	0	0	0	0	0	0.00%	
	82,670,000	100.00%	0	0	0	0	82,670,000	100.00%	



LIMITED								
JIANG RONGZHI		2.18%	1,800,000	0	1,800,000	0		
WANG XIAOHONG		2.18%	1,800,000	0	1,800,000	0		
		1.56%	1,290,000	0	1,290,000	0		1,290,000
10 3								
	1	ZHU WEI()		2012	9	10		
		36						
		2 ZHU WEI() WANG XIAOHONG()		JIANG RONGZHI()				
10								
				538,081				538,081
				272,408				272,408
				134,000				134,000
				133,700				133,700
				129,837				129,837
				115,000				115,000
				95,100				95,100
				87,800				87,800
				83,000				83,000
				81,100				81,100
10		10						10

2016

1

2017 06 30

	77,727,399.98	179,122,064.04
	28,095,408.23	19,581,897.78
	133,011,556.67	101,268,986.43
	336,540.88	1,557,725.56
	1,893,373.92	897,705.66
	100,495,655.23	71,154,001.65

	158,275,198.98	146,140,665.00

	48,556,743.18	41,401,551.41
	31,323.72	35,655.07
	12,608,426.13	14,407,335.50
	3,264,372.82	3,273,794.20
	959,106.84	982,127.82
	70,284,710.40	70,847,171.93
	5,925,429.04	6,436,960.43
	249,844.09	
	6,175,273.13	6,436,960.43
	76,459,983.53	77,284,132.36
	82,670,000.00	82,670,000.00

	224,749,263.76	224,749,263.76
	72,308.84	78,798.54
	33,138,077.63	33,138,077.63
	239,635,749.40	214,154,936.23
	580,265,399.63	554,791,076.16
	580,265,399.63	554,791,076.16
	656,725,383.16	

	53,480,110.00	19,022,610.00
	613,700.00	25,613,700.00
	89,205,464.14	75,536,756.05
	388,848.04	
	6,865,236.65	7,072,800.81
	1,249,476.66	1,576,701.54
	3,792,274.26	4,612,305.57
	1,908,839.52	4,529,338.84
	157,503,949.27	137,964,212.81
	656,706,609.46	631,450,149.36
	4,864,737.71	10,746,707.93
	48,556,743.18	41,392,977.91
	31,323.72	35,455.07
	12,608,426.13	14,407,335.50

	183,391,251.89	150,594,537.53
	183,391,251.89	150,594,537.53
	142,851,768.94	117,879,673.16
	116,726,989.14	93,790,769.48
	896,866.32	1,555,839.72
	2,084,098.42	1,751,919.41
	20,353,983.54	18,788,468.73
	429,429.58	-483,333.74
	2,360,401.94	2,476,009.56
“ ”		
“ ”	2,275,853.39	
“ ”		
	1,172,387.97	
“ ”	43,987,724.31	32,714,864.37
	5,930,317.21	4,632,485.38

	42,014,813.17	32,001,889.65
	-6,489.70	13,576.44
	-6,489.70	13,576.44
1.		
2.		
	-6,489.70	13,576.44
1.		
2.		
3.		
4.		
5.	-6,489.70	13,576.44
6.		
	42,008,323.47	32,015,466.09
	42,008,323.47	32,015,466.09
	0.51	0.52
	0.51	0.52

ZHU WEI()

4

	183,391,251.89	150,594,537.53
	116,726,989.14	93,790,769.48
	896,865.15	1,555,839.72
	2,084,098.42	1,687,841.41

1.		
2.		
3.		
4.		
5.		
6.		
	42,581,263.25	32,055,691.00

5

	149,245,727.93	143,549,573.99

	163,741,707.05	152,188,341.25
	125,166,929.37	70,301,606.25
	39,506,206.64	30,458,323.79
		15,978,068.69
		8,859,827.74
	182,889,668.54	125,597,826.47
	-19,147,961.49	26,590,514.78
	287,338,129.95	
	100.00	
	287,338,229.95	
	19,864,805.41	2,569,969.58
	332,457,500.00	
	352,322,305.41	2,569,969.58
	-64,984,075.46	-2,569,969.58

	16,534,000.00	12,400,000.00
		200,000.00
	16,534,000.00	12,600,000.00
	-16,534,000.00	-12,600,000.00
	-120,607.75	382,361.53
	-100,786,644.70	11,802,906.73
	178,027,570.90	84,580,605.16
	77,240,926.20	96,383,511.89

6

	149,245,727.93	143,394,854.59
	5,501,035.28	4,737,535.78
	8,975,777.93	3,860,339.83
	163,722,541.14	151,992,730.20
	125,166,929.37	70,301,606.25
	39,506,206.64	30,374,752.39
	9,469,032.16	15,978,068.69
	8,710,411.76	8,841,341.52
	182,852,579.93	125,495,768.85
	-19,130,038.79	26,496,961.35
	312,906,232.61	

	312,906,232.61	
	19,864,805.41	2,569,969.58
	332,457,500.00	
	352,322,305.41	2,569,969.58
	-39,416,072.80	-2,569,969.58
	16,534,000.00	12,400,000.00
		200,000.00
	16,534,000.00	12,600,000.00
	-16,534,000.00	-12,600,000.00
	-101,897.24	368,785.09
	-75,182,008.83	11,695,776.86
	151,790,461.33	58,914,784.69
	76,608,452.50	70,610,561.55

	0				427.66		00		007.73		,097.83		,193.22
“ ”							13,576. 44				19,601, 889.65		19,615, 466.09

	,000.0				427.66		44		007.73		,987.48		,659.31
	0												

8

	82,670,0				224,749,2					33,138,07	213,642	554,200,0
	00.00				63.76					7.63	,698.73	40.12

1											
2											
3											
4											
										-12,400,000.00	-12,400,000.00
1											
2										-12,400,000.00	-12,400,000.00
3											
1											
2											
3											
4											
1											
2											
	62,000,000.00				46,022,427.66				26,384,007.73	184,911,760.61	319,318,196.00

2017 8 23

() BROADEX TECHNOLOGIES INC.

1

2

12

α 8 8

2

6

33 —

7

- 1
- 2
- (1)
- (2)
- (3)
- (4)
- (5)

8

9

1

2

“ ”

10

1

2

2)

14 —

1)

13 —

3

4

5

1	1	6.00%
1	2	15.00%
2	3	30.00%
3		100.00%

3

12

1

2

3

13

1

2

(1)

“ ” “ ”

“ ”

(2)

A

B

“ ” “ ” “ ” “ ”

B

“ ”

14**1****2**

		10 30	10	3.00 9.00
		10	10	9.00
		5	10	18.00
		5	10	18.00

15

1

2

16

1

2

(1)

A

B

3)

(2)

3

(3)

3

17

1

1

2

	()
	45 4 Z8

Z 8

1)

3)

2)

4)

5)

(2)

(3)

2

(1)

(2)

(3)

21

1

2

3

A

B

22 /

1

2

3

4

B

A

23

1

24

1

2017	6	12	16	—	
1	1		2017		

2017		1-6			
				-1,172,387.97	
				1,172,387.97	

	25%
BROADEX TECHNOLOGIES INC.	

2

1
 (2014 05) 2014 2014 1087 2 2017 1-6 15%

2 2012 11 8 (DGY-2012-1757)
 V1.0
 2011 100 V1.0 3%

1

--	--

	1,500,000.00	
	1,500,000.00	

3

1

			(%)	
	5,207,054.82	5,207,054.82	100.00%	
	5,207,054.82	5,207,054.82	100.00%	

2

2,095,466.23

3

		(%)	



	86,486.40	25.70%
	36,174.56	10.75%
	32,760.00	9.73%
	30,890.68	9.18%
	25,880.00	7.69%
	212,191.64	63.05%
5	212,191.64	63.05%

5

1

	1,720,995.06	82.73%			1,720,995.06	636,635.98	57.58%			636,635.98
	359,242.93	17.27%	186,864.07	52.02%	172,378.86	469,050.95	42.42%	207,981.27	44.34%	261,069.68
	2,080,237.99	100.00%	186,864.07	8.98%	1,893,373.92	1,105,686.93	100.00%	207,981.27	18.81%	897,705.66

	1,720,995.06			
	1,720,995.06		--	--

1			

1	91,169.96	5,470.20	6.00%
1 2	48,446.00	7,266.90	15.00%
2 3	65,000.00	19,500.00	30.00%
3	154,626.97	154,626.97	100.00%
	359,242.93	186,864.07	52.02%

2

-21,117.20

3

	245,646.97	303,312.02
	113,595.96	165,738.93
	1,720,995.06	636,635.98
	2,080,237.99	1,105,686.93

4

	1,720,995.06	1	82.73%	
	100,000.00	3	4.81%	100,000.00
	57,520.00	1	2.77%	3,451.20
	20,000.00	2-3	0.96%	6,000.00
	20,000.00	3	0.96%	20,000.00
	--		92.23%	129,451.20
	1,918,515.06	--		

6

1

	275,198.98	1,140,665.00
	158,275,198.98	146,140,665.00

8

1

	53,480,110.00		53,480,110.00	19,022,610.00		19,022,610.00
	53,480,110.00		53,480,110.00	19,022,610.00		19,022,610.00
	53,480,110.00		53,480,110.00	19,022,610.00		19,022,610.00

2

Kaiam Corporatio n	19,022,610 .00	34,457,500 .00		53,480,110 .00						2.95%	
	19,022,610 .00	34,457,500 .00		53,480,110 .00						--	

3.		1,665,181.38	414,871.51		2,080,052.89
1		1,665,181.38	414,871.51		2,080,052.89
4.	42,322,091.30	80,751,888.38	2,668,471.92	4,321,968.97	130,064,420.57
1.	8,222,538.85	26,152,670.52	1,465,604.22	1,791,725.65	37,632,539.24
2.	1,321,275.13	3,309,066.38	234,629.24	233,494.02	5,098,464.77
1	1,321,275.13	3,309,066.38	234,629.24	233,494.02	5,098,464.77
3.		1,498,663.23	373,384.35		1,872,047.58
1		1,498,663.23	373,384.35		1,872,047.58
4.	9,543,813.98	27,963,073.67	1,326,849.11	2,025,219.67	40,858,956.43
1.					
2.					
1					
3.					
1					
4.					
1.	32,778,277.32	52,788,814.71	1,341,622.81	2,296,749.30	89,205,464.14
2.	32,747,546.94	39,178,237.16	1,363,301.30	2,249,320.24	75,538,405.64

10

1

1. OM %Ní

,232.97

,855.02

,217.58

,305.57

14

	1,908,839.52	4,529,338.84
	1,908,839.52	4,529,338.84

BROADEX TECHNOLOGIES INC.

45,439.08

15

	4,864,737.71	10,746,707.93
	4,864,737.71	10,746,707.93

16

1

	45,440,278.74	40,476,271.74
	3,116,464.44	925,279.67
	ÅVhG/j	

18

1

	14,205,068.70	36,224,002.39	38,030,757.21	12,398,313.88
-	202,266.80	1,147,283.35	1,139,437.90	210,112.25

19

	2,942,911.74	3,007,626.83
	121,967.78	110,275.98
	95,217.32	56,441.49
	38,086.93	22,576.60
	9,058.66	43,008.40
	57,130.39	33,864.90
	3,264,372.82	3,273,794.20

20

1

	80,000.00	80,000.00
	879,106.84	902,127.82
	959,106.84	982,127.82

2

1

1

21

	6,436,960.43		511,531.39	5,925,429.04	
	6,436,960.43		511,531.39	5,925,429.04	--

						/
--	--	--	--	--	--	---

	1,239,521.19		74,743.95		1,164,777.24	
	2,578,200.00		214,850.00		2,363,350.00	



	429,429.58	-483,333.74
--	------------	-------------

	50,000.00		2016 2 16 [2014]27
	3,200,000.00		[2017]20
	74,000.00		[2016]47
2016	2,000.00		([2017]9
	26,101.00		[2015]151
	511,531.39		21
	5,903,632.39		

2

	49,699,685.68
	959.11
	-751,147.43
	981,118.76
	-1,010.78
	7,454,952.85
	7,684,872.51

38**39**

	1,329,220.00	46,600.00
	24,501.36	37,431.08
	8,716,039.70	8,859,827.74

3

		200,000.00
		200,000.00

40

1

1	--	--
	42,014,813.17	32,001,889.65
	2,360,401.94	2,476,009.56
	5,098,464.77	4,549,279.19
	303,888.95	303,506.82
	596,499.54	492,781.65
“ ”	207,919.84	
“ ”	1,328,464.56	-368,785.09
“ ”	-2,275,853.39	
“ ”	820,031.31	-211,613.25
“ ”	249,844.09	
“ ”	-29,341,653.58	2,544,824.07
“ ”	-39,948,321.16	-21,641,463.36
“ ”	-562,461.53	6,444,085.54
	-19,147,961.49	26,590,514.78
2	--	--

(1)

	1,500,000.00
	1,500,000.00

(2)

2017 1-6

77,240,926.20

486,473.78

77,727,399.98

1

1

BROADEX TECHNOLOGIE S INC.	California	California		100.00%		

()

1.

2.

6 30

84.04%(2016 12 31 82.53%)

2017

()

	1	1-3	3
4,864,737.71	4,864,737.71	4,864,737.71	

4

1

/

	[1]	89,302.74			83,197.66
	[2]	89,102.86			90,232.28

[1]

[2]

“ ”

2

		657,142.86	828,000.00

3

		1,938,200.00	1,848,400.00

5

1

		82,516.36	32,534.06
		82,516.36	32,534.06

1

2

1

2

1

1

1

1)

2)

3)

2



	81,874,215.23	101,517,036.66	104,613,604.06	78,777,647.83		183,391,251.89
	58,308,604.15	58,418,384.99	68,817,471.13	47,909,518.01		116,726,989.14
	260,982,762.02					

2

1

2016 11 3

5.000
204b 0 TD 0 Tc [<010a /TT1 1 T1431079c0.67 0 TD -.033 0000(33 0 TD [<1c15033/TT5 1 Tfb990358381a1d66

	461.38		04.71		56.67	,064.91		8.48		6.43
--	--------	--	-------	--	-------	---------	--	------	--	------

1			
1	139,721,711.86	8,383,302.77	6.00%
1 2	707,898.23	106,184.73	15.00%
2 3	1,530,620.12	459,186.04	30.00%
3	4,988,176.35	4,988,176.35	100.00%
	146,948,406.56	13,936,849.89	9.48%

			(%)	
	5,207,054.82	5,207,054.82	100.00%	
	5,207,054.82	5,207,054.82		

2

2,095,466.23

3

--	--	--

-

1	2	48,446.00	7,266.90	15.00%
2	3	65,000.00	19,500.00	30.00%
3		154,626.97	154,626.97	100.00%
		359,242.93	186,864.07	52.02%

2

-21,117.20

3

		245,646.97	303,312.02
		113,595.96	165,738.93
		1,720,995.06	636,635.98
		2,080,237.99	1,105,686.93

4

		1,720,995.06	1	82.73%	
		100,000.00	3	4.81%	100,000.00
		57,520.00	1	2.77%	3,451.20
		20,000.00	2-3	0.96%	6,000.00
		20,000.00	3	0.96%	20,000.00
	--	1,918,515.06	--	92.23%	129,451.20

3

	613,700.00		613,700.00	25,613,700.00		25,613,700.00
	613,700.00		613,700.00	25,613,700.00		25,613,700.00

1

--	--	--	--

	-207,919.84	
	26,684.82	
	5,903,632.39	
	2,273,935.78	
	-10,436.00	

